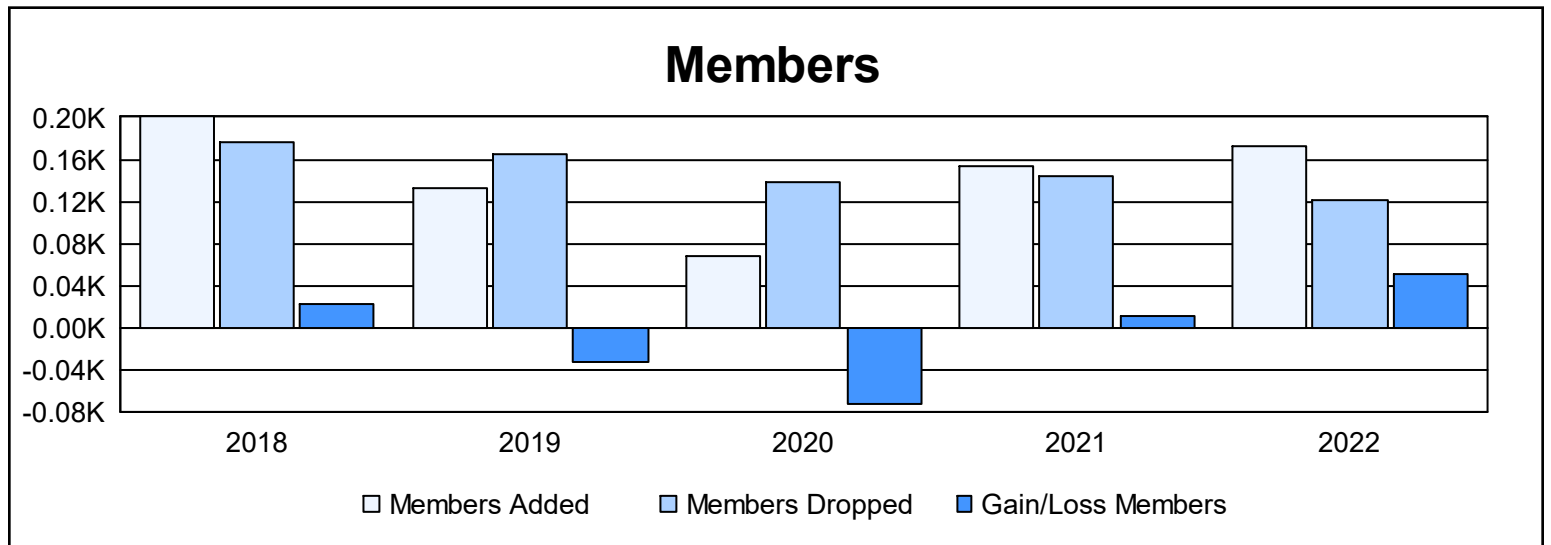
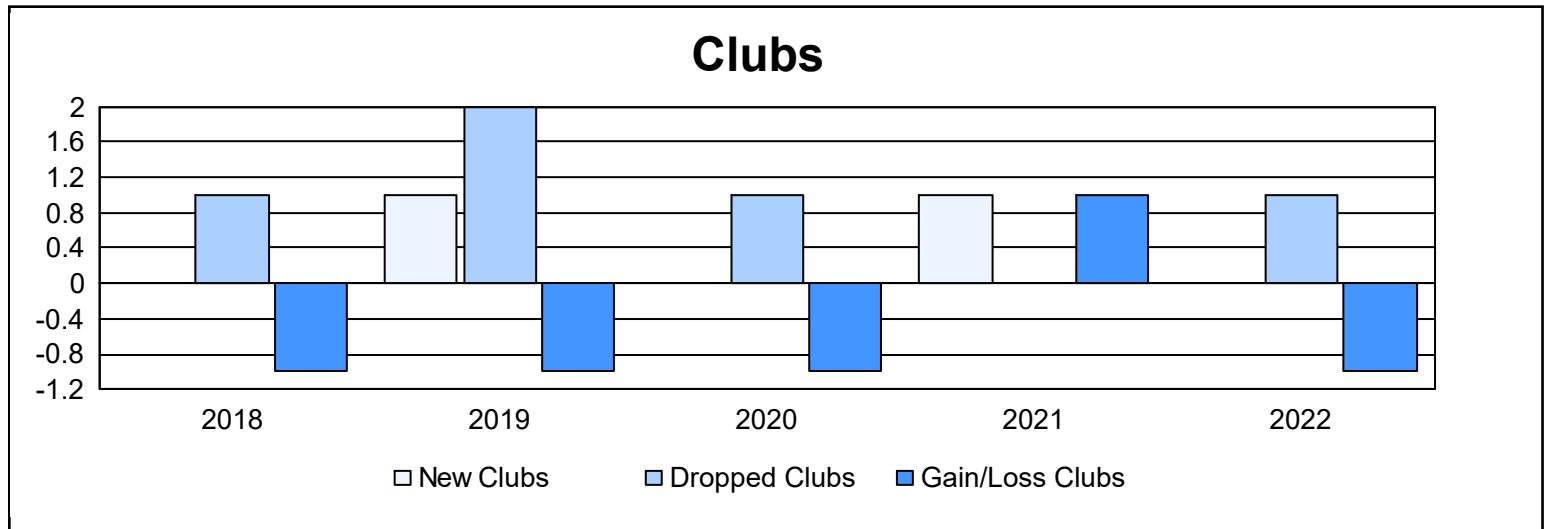
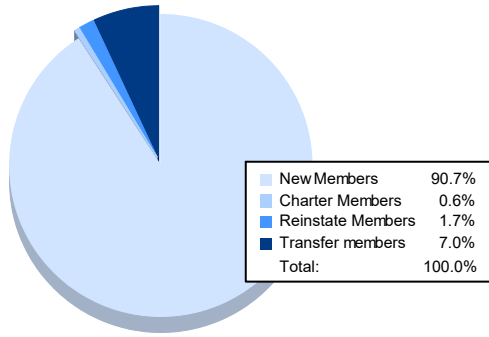


Year	New Clubs	Dropped Clubs	Gain/ Loss Clubs	New Members	Charter Members	Reinstate Members	Transfer Members	Total Member Added	Total Members Dropped	Gain/ Loss Members
2017-2018	0	1	-1	155	2	40	3	200	177	23
2018-2019	1	2	-1	104	22	0	6	132	165	-33
2019-2020	0	1	-1	64	0	3	0	67	139	-72
2020-2021	1	0	1	113	34	5	1	153	143	10
2021-2022	0	1	-1	156	1	3	12	172	121	51
<b>Average</b>	<b>0</b>	<b>1</b>	<b>-1</b>	<b>118</b>	<b>12</b>	<b>10</b>	<b>4</b>	<b>145</b>	<b>149</b>	<b>-4</b>



### Membership Composition June 2022 Cumulative



### Gender Composition June 2022 Cumulative

